



## ➡ ZK300S28-400W Brick power supply

Wide voltage input  
DC/DC Brick power supply



### ● Product features:

- ◎ Maximum output power 400W
- ◎ High power density: 195w / inch<sup>3</sup>
- ◎ Efficiency: 93%
- ◎ Isolation withstand voltage: 1500vdc 0.5mA 1minute
- ◎ Heat dissipation mode: natural cooling
- ◎ Wide voltage regulation range: 90% - 110% standard output voltage
- ◎ Pre bias voltage start / input over / under voltage protection, output over current protection / output over voltage protection / over temperature protection
- ◎ Logic control function
- ◎ Metal / plastic packaging, multiple installation options
- ◎ RoHS compliance
- ◎ Heat dissipation mode: natural cooling
- ◎ It has good shielding and anti-interference performance, electromagnetic compatibility, lightning protection, output over-current thermal protection, etc

### Product overview:

- ◎ ZK300S28-400W brick power supply is the latest product developed by our company.
- ◎ This product has ultra wide input voltage of 200 ~ 350VDC, volume of 60.60 \* 63.10 \* 12.70, high efficiency and low power consumption. The product meets the requirements of green environmental protection, metal or plastic shell, with over-current, short circuit protection and other functions.

### application area:

- ◎ Railway Communication
- ◎ monitor
- ◎ Monitoring equipment
- ◎ petrochemical industry
- ◎ Industrial control
- ◎ Long distance DC power supply system
- ◎ Switching system and communication equipment, etc

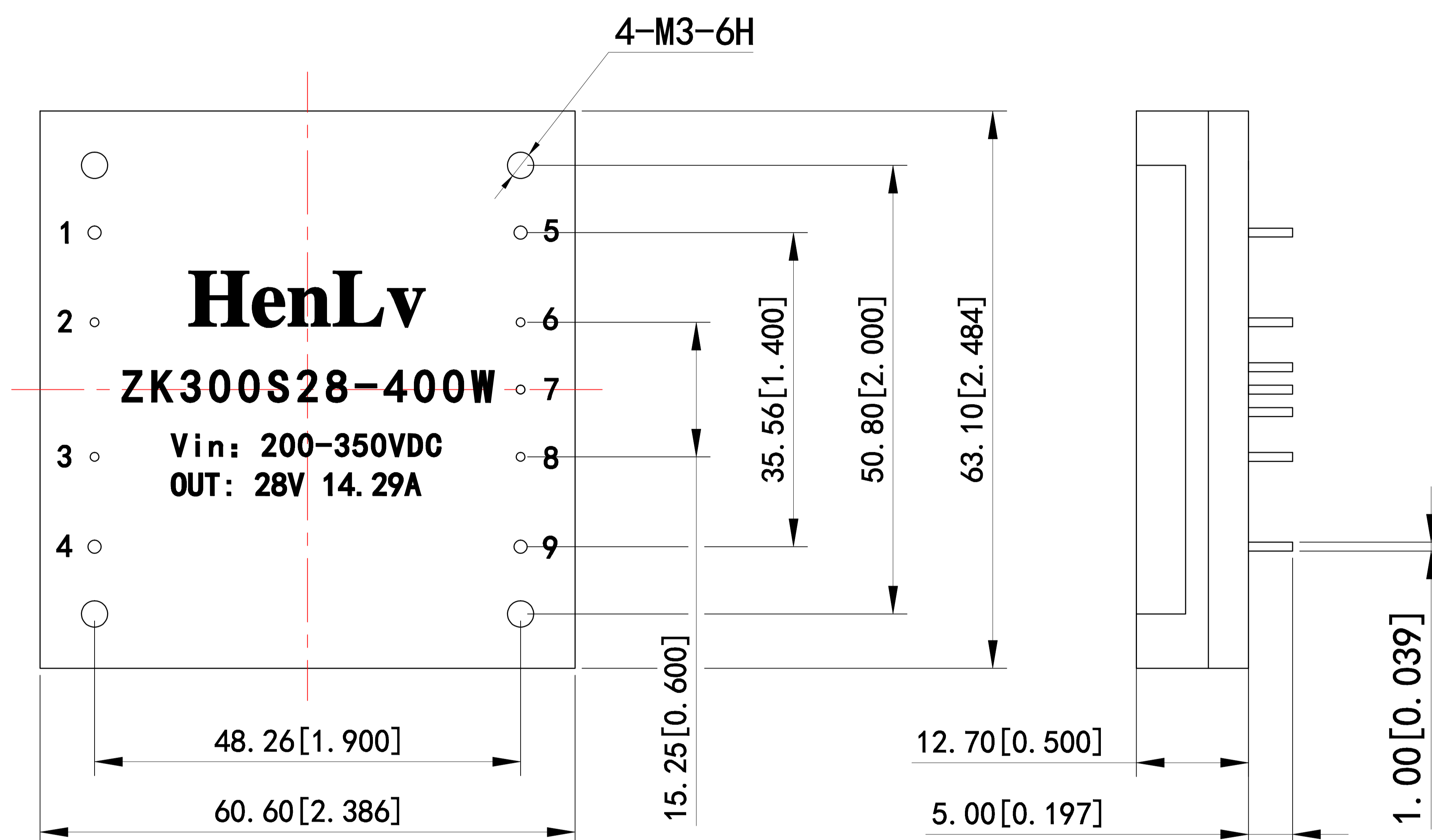
The company for customers to do any input and output of brick power supply, if you have special needs, please call our company, unless otherwise specified, the characteristics of brick power supply

It shall meet the requirements of Table 1 and be applicable to the full temperature range (-40°C ≤ TC ≤ +85°C)

## Dimensions and pin mode

### ZK300S28-400W

60.60\*63.10\*12.70 (mm)



### Definition of foot position

Pin	Function
1	-Vin
2	PA
3	ON/OFF
4	+VIN
5	-VO
6	-S
7	TRIM
8	+S
9	VO

The company for customers to do any input and output of brick power supply, if you have special needs, please call our company, unless otherwise specified, the characteristics of brick power supply

It shall meet the requirements of Table 1 and be applicable to the full temperature range ( $-40^{\circ}\text{C} \leq \text{TC} \leq +85^{\circ}\text{C}$ )



## Series product parameters :

ZKXXSXX-200W~500W 系列								
Model	input voltage	output voltage	Full load output current	efficiency	Isolation and withstand voltage	weight	encapsulation	authentication
ZK28S24-200W	9-36VDC	24.00VDC	8.30A	89%	1500VDC	—	DIP	ROHS
ZK48S24-200W	20-60VDC	24.00VDC	8.30A	90%	1500VDC	—	DIP	ROHS
ZK300S28-400W	200-350VDC	28.00VDC	14.50A	93%	1500VDC	—	DIP	ROHS
ZK28S12-500W	16-40VDC	12.00VDC	42.00A	93%	1500VDC	—	DIP	ROHS
ZK28S28-500W	16-40VDC	28.00VDC	18.00A	93%	1500VDC	—	DIP	ROHS

The company for customers to do any input and output of brick power supply, if you have special needs, please call our company, unless otherwise specified, the characteristics of brick power supply  
It shall meet the requirements of Table 1 and be applicable to the full temperature range (-40°C ≤ TC ≤ +85°C)

## Electrical characteristics

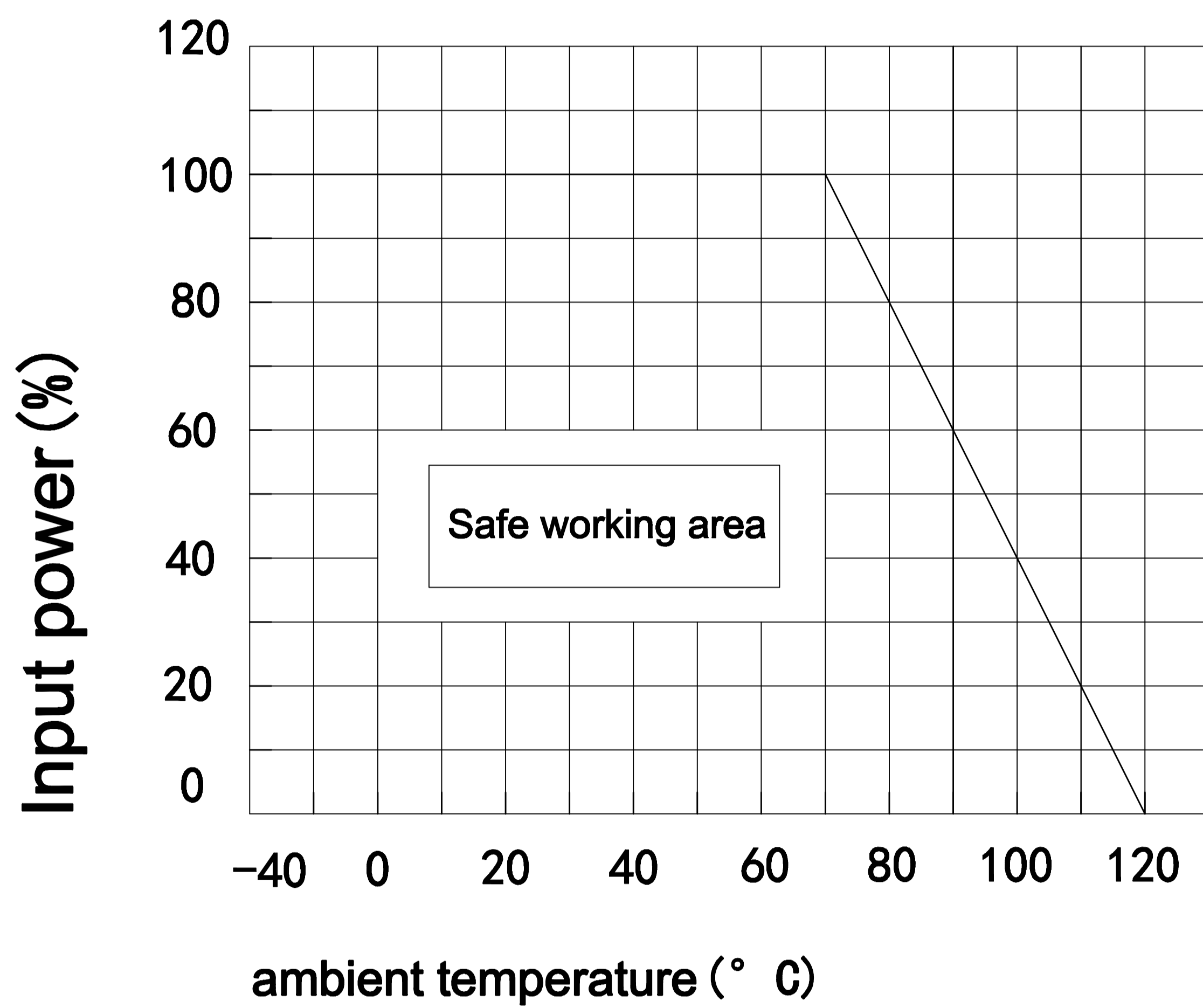
Electrical characteristics					
Electrical characteristics	Symbol	condition Unless otherwise specified $V_i, -40^{\circ}\text{C} \leq \text{TC} \leq +85^{\circ}\text{C}$	Limit value		Company
			minimum		
output voltage	$V_o$	the full load	$V_o - 2\%V_o$	$V_o + 2\%V_o$	V
Maximum output current	$I_{omax}$	—	—	$\frac{P_o \text{ (output power)}}{U_o \text{ (output voltage)}}$	A
Output ripple voltage	$V_{P-P}$	The full load, $V_i$ , BW=20MHz Normal atmospheric temperature	$50 \pm 10\%$	$500 \pm 10\%$	mV
Voltage regulation rate	$S_v$	$V_{imin}, V_I, V_{imax}$ The full load	—	2.00	%
Load adjustment rate	$S_i$	$V_i = (10\% \sim 100\%) I_{omax}$	—	1.00	%
efficiency	$\eta$	$V_i$ , The full load Normal atmospheric temperature	80.00	—	%
Safety regulation and electromagnetic compatibility	Magnetic field sensitivity test		GB-4943		
	Electrostatic discharge sensitivity test		GB-4943		
	Radiation sensitivity test		GB-4943		
	Conduction sensitivity test		GB-4943		
Temperature drift	0.02%/°C				
frequency	50KZ~400KHZ(MAX)				
humidity	90% (MAX)				
Leakage current	NO				
MTBF	>50,000Hour				

The company for customers to do any input and output of brick power supply, if you have special needs, please call our company, unless otherwise specified, the characteristics of brick power supply  
It shall meet the requirements of Table 1 and be applicable to the full temperature range ( $-40^{\circ}\text{C} \leq \text{TC} \leq +85^{\circ}\text{C}$ )

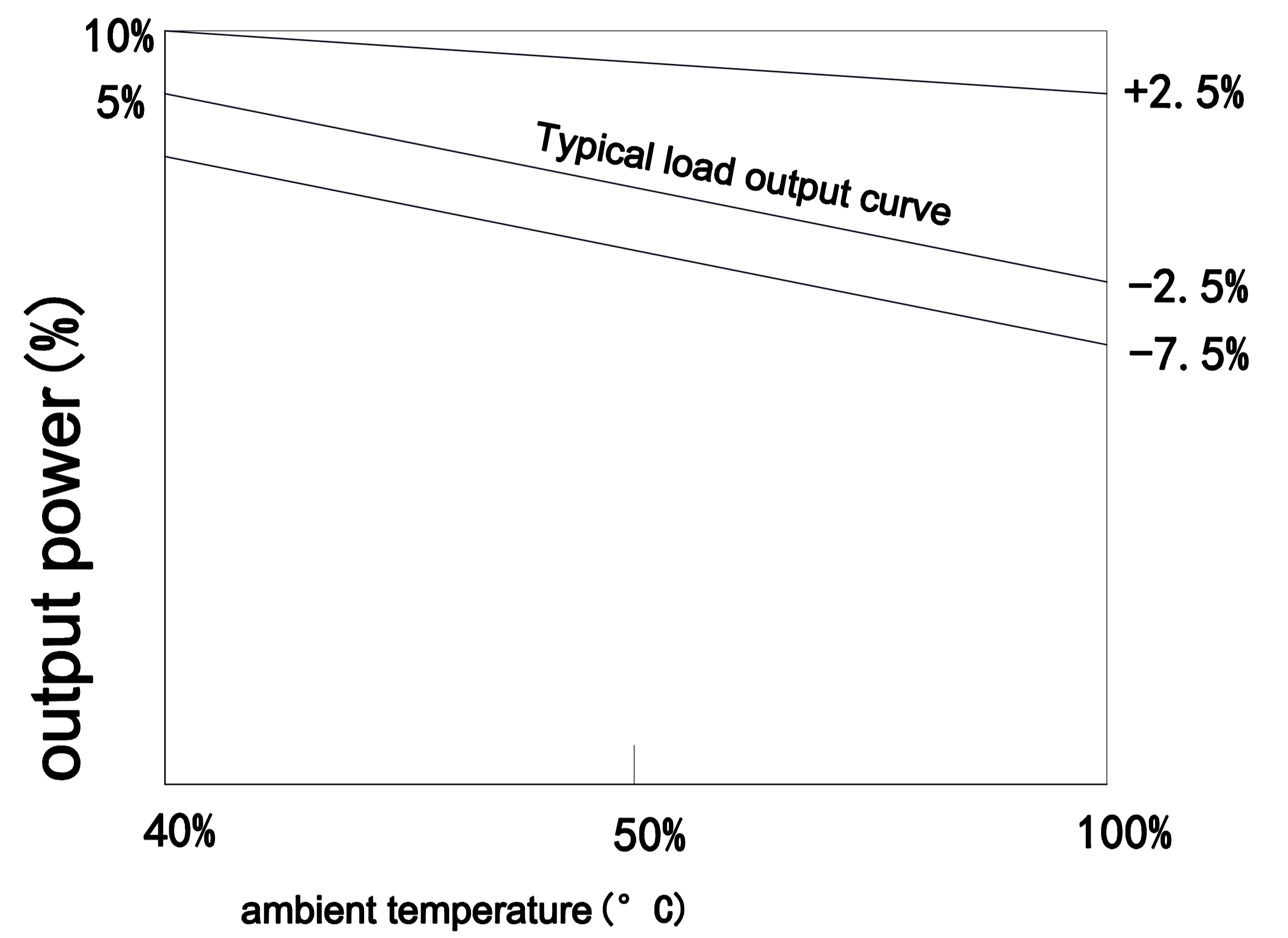


Temperature curve, Error envelope curve

• Typical efficiency curve



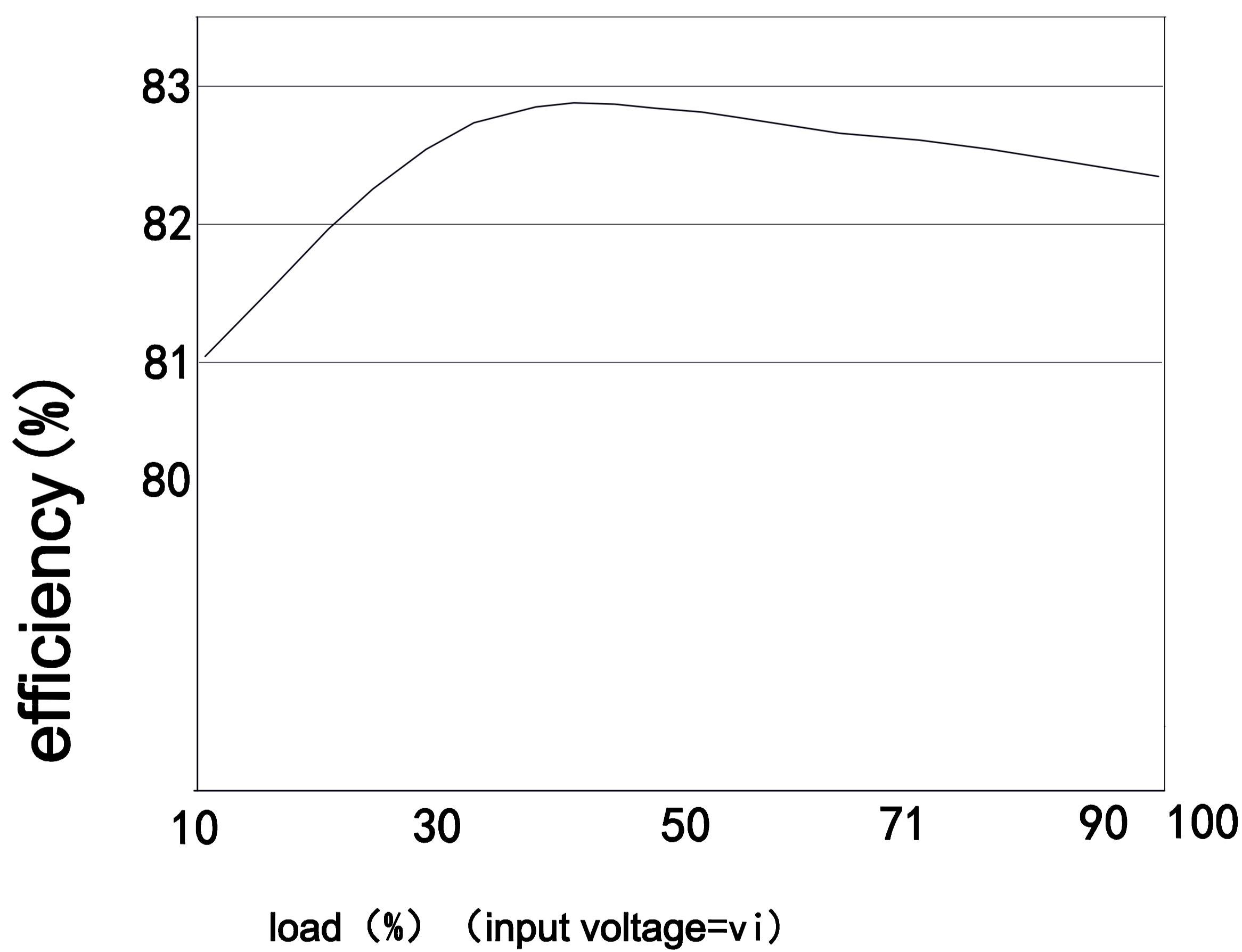
Temperature curve



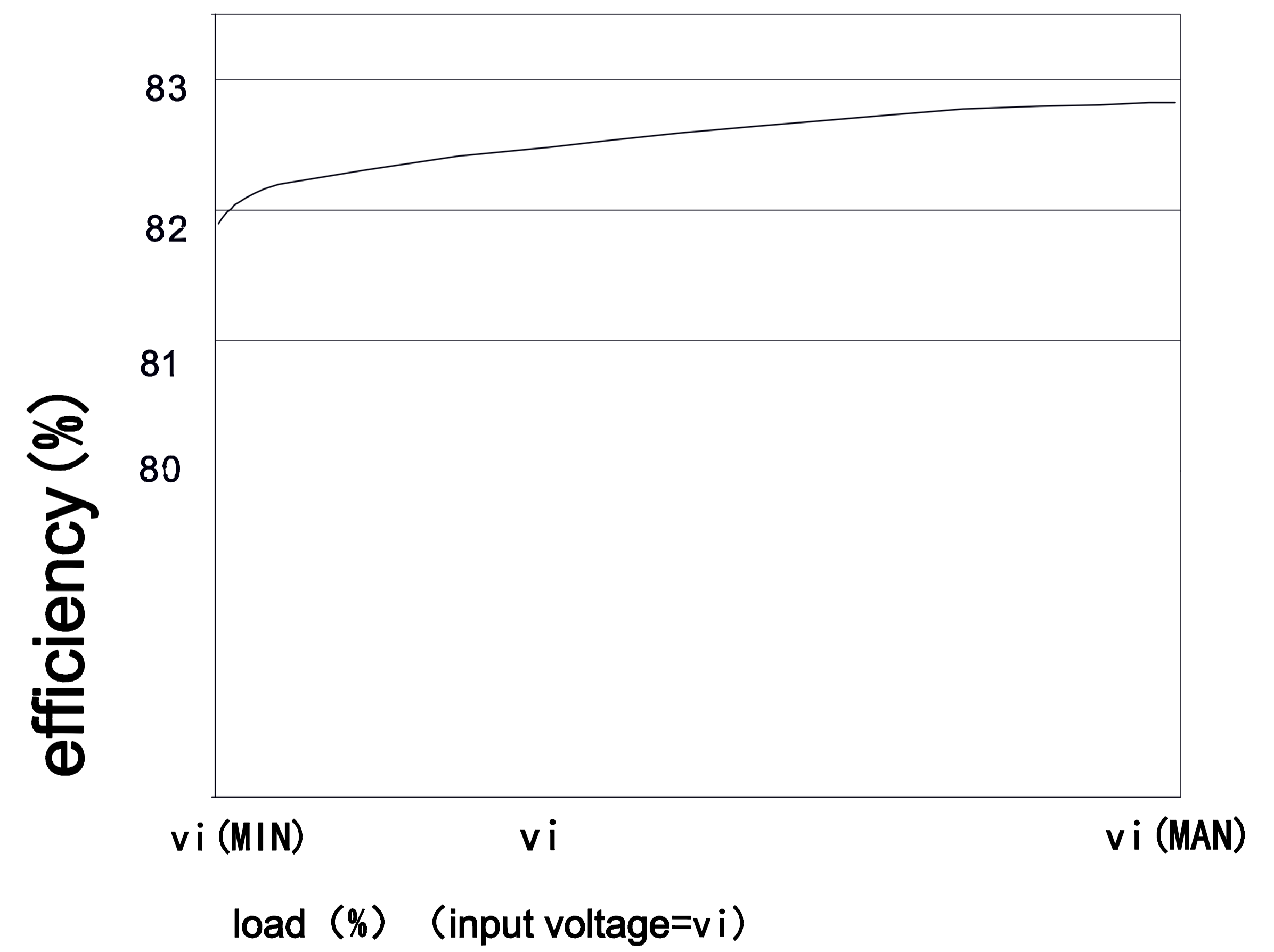
Safe working area

Error envelope curve

• Typical efficiency curve



efficiency/Load curve



efficiency/Input voltage curve

The company for customers to do any input and output of brick power supply, if you have special needs, please call our company, unless otherwise specified, the characteristics of brick power supply It shall meet the requirements of Table 1 and be applicable to the full temperature range (-40°C ≤ TC ≤ +85°C)